

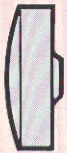
APPLICATIONS

Alarms
 Arcing Horns
 Arcing Tips
 Bridge Cranes
 Burglar Alarms
 Business Machines
 Calculators
 Card Sorters
 Choppers
 Chucks
 Circuit Breakers
 Clocks
 Computers
 Contactors
 Controls
 Counters
 Cranes
 Disconnect Switches
 Elevators
 Fire Alarms
 Flashers
 Furnace Controls
 Governors
 Grounding Devices
 Indicators
 Instruments
 Medical Apparatus
 Meters
 Motor Controls
 Office Equipment
 Oven Controls
 Potentiometers
 Power Supply Vibrators
 Railway Signals
 Rectifiers
 Regulators
 Relays
 Repeaters
 Rheostats
 Signal Equipment
 Sliding Contacts
 Slip-Ring Contacts
 Starters
 Switches
 Thermostats
 Timers
 Traffic Signals
 Transformer Protectors
 Trolley Wheels or Shoes
 Voltage Regulators
 Weighing Scales
 Welding Machines



DS-950-1

S6336



Diams. 1/16" thru 3/8". Weldable.

CONTACTS and Contact ASSEMBLIES

GRAPHALLOY, with its inherent non-welding and arc-quelling characteristics, is used extensively for *contacts especially where positive breaking of a circuit is essential.*

GRAPHALLOY contacts are particularly valuable for interrupting highly inductive or heavy overload currents such as in circuit breakers, controllers, contactors, and relays.

Low resistance and low current drop give GRAPHALLOY contacts extra current-carrying capacity without overheating.

These STANDARD SHAPES (in various sizes) are available for prompt shipment:

1. Flat contact against radiused contact, with radius at least twice larger than contact diameter.
2. Solid rivet: flat, circular, square or rectangular.
3. Solid rivet: radiused face, circular.
4. Contact press-fitted into cup, with or without threaded stud.
5. Contact soldered in clip or welded to leaf spring.
6. Slip ring and brush.

Here and on the following pages are a few drawings of representative contacts.

GRAPHALLOY

Specification Factors:

1. For promoting better contact operation

- 1.1 Firm contact pressure
- 1.2 Wiping action for positive contact
- 1.3 High closing and opening speeds
- 1.4 No bounce at closing or opening

2. For greater current capacity of contacts

- 2.1 High contact pressure
- 2.2 Material with high electrical conductivity
- 2.3 Material with low contact resistance
- 2.4 Effective ventilation
- 2.5 Large cross section for optimum heat conduction to limit temperature rise

NOTE: Normal current density in "steady state" is 25 to 100 amperes per square inch. Maximum inrush current approximately five times steady state current.

Please fill in our Contact Inquiry Form 203 and send it to us.
 We shall be glad to submit a design which our engineers consider most suitable.

GRAPHITE METALLIZING

CORPORATION

1050 Nepperhan Avenue, YONKERS, NY 10703 U.S.A.
 Tel: 914-968-8400 • Fax: 914-968-8468 • www.GRAPHALLOY.com

2

S6337



Diams. 1/2" thru 1". Weldable.

3


S6340



Diams. 1/16" thru 3/8". Weldable.

4

S1338
2"=1"



1/4" x 3/32" & 3/8" x 3/16". Weldable.

5


S4730
3"=1"

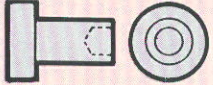




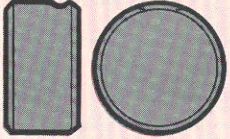
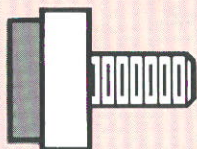
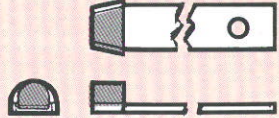
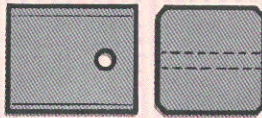


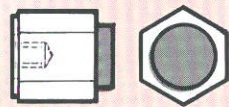
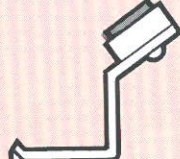
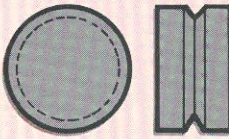
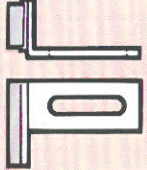
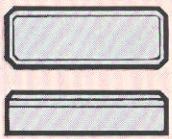
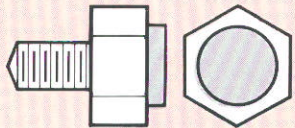

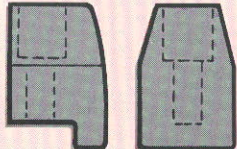

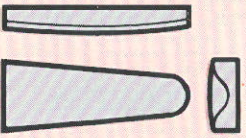



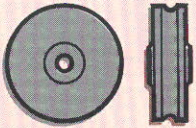
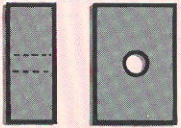






1/4" x 3/32". Weldable.

6

S4 013
2 1/2"=1"



<p>7 S6904 2"=1"</p> 	<p>13 DS128-3</p>  <p>1/8" thru 1/2". Round Cup contact</p>	<p>19 S7760 1"=2"</p>  <p>Leaf Spring Assembly.</p>	<p>25 S4393 1"=1 1/2"</p>  <p>Roller Contact</p>	<p>31 S1672 1"=2 1/2"</p> 
<p>8 S7640 1"=3"</p> 	<p>14 DS105-4</p>  <p>1/8" thru 1/2". Round Cup contact</p>	<p>20 S8864 1"=2"</p>  <p>Leaf Spring Assembly.</p>	<p>26 TS7573</p>  <p>Square 7/16", 5/8", 1", 1-1/4".</p>	<p>32 S7428 1"=1 1/2"</p> 
<p>9 S6686 1"=2"</p> 	<p>15 S6751</p>  <p>Hex. holder, Contact diams. 1/ to 1-1/2".</p>	<p>21 S4094 1"=1 1/4"</p> 	<p>27 S109192 1 1/2"=1"</p> 	<p>33 S7459 1"=1 1/2"</p> 
<p>10 S8902 1"=1 1/2"</p>  <p>Layered contact.</p>	<p>16 TS7065</p>  <p>Hex. holder, Contact diams. 1/4", 5/16", 3/8".</p>	<p>22 TS109124</p>  <p>Contact Assembly, diams. 1/8", 5/32", 3/16", 1/4"</p>	<p>28 S7202 1"=3"</p> 	<p>34 S7562 2 1/2"=2"</p> 
<p>11 S6779 1"=1"</p>  <p>Brazable.</p>	<p>17 S8129 1"=1 1/2"</p>  <p>Square Convex Cup contact.</p>	<p>23 TS109096</p>  <p>Contact Assembly. 1/8", 3/16", 1/4"</p>	<p>29 S7203 1"=2"</p> 	<p>35 S7651 1"=7"</p>  <p>Trolley Wheel</p>
<p>12 S109144 1"=1"</p> 	<p>18 TS3999 1"=1 1/2"</p>  <p>Hex. Cup contact.</p>	<p>24 S109410 1"=4"</p>  <p>Trolley Wheel</p>	<p>30 S2511 1"=2"</p> 	<p>36 TS8112 1"=4"</p>  <p>Trolley Shoe</p>